


## Types 5.1 and 5.0



Typ 5.1

Typ 5.0

### ELSPRO cable bridge systems

lend order and safety to temporary cable routing situations. They provide optimal protection against outside damage at cable crossings and prevent accidents. Systems engineering refined down to the last detail has been proven through many years of practical experience.

#### SPECIAL FEATURES:

- easy assembly thanks to modular connection system
- easily extendible and upgradable
- can be extended endlessly
- good fit on uneven ground
- slip- and abrasion-resistant
- temperature- and weatherproof

#### Material:

- cast, modified polyurethane elastomer

#### Suitable for:


- electrical, gas, water, compressed-air, and hydraulic cables

#### Areas of Application:

- streets, construction sites, trade fairs
- airports, harbors, industrial sites
- amusement parks, traveling shows
- military, disaster relief
- film, television, radio
- sports fields or arenas

– other models on request / subject to modification and errors –

## Type 5.1



### “Canale Grande”

Featuring 5 cable channels for lines with an outside diameter of up to 50 mm, Type 5.1 has plenty of capacity for large-scale projects that need temporary energy supply at professional standards.

- diverse range of application areas
- especially quick and simple assembly
- tripping hazards are eliminated

### Technical Data:


- 5 passage channels, 50 x 50 mm each
- material: hot-cast polyurethane, subsequently annealed, temperature-resistant up to 80°C
- non-slip surfaces with corrugated structure
- body color: traffic yellow; cover color: black
- surface resistance: 1012 ohm (109 antistatic)
- dielectric strength: 15 kV/mm

Description	Dimensions (L x W x H)	Weight	Gradient Angle	Order No.
Bridge piece 5.1	1000 x 750 x 70 mm	32.6 kg	ca. 15°	<b>5.1</b>
End piece 5.1	300 x 750 x 70 mm	7.0 kg	ca. 15°	<b>5.1 E</b>
Bridge piece 5.1 antistatic	1000 x 750 x 70 mm	32.6 kg	ca. 15°	<b>5.1 X</b>
End piece 5.1 antistatic	300 x 750 x 70 mm	7.0 kg	ca. 15°	<b>5.1 E X</b>



– other models on request / subject to modification and errors

## ELSPRO Cable Bridges for Temporary Mobile Energy Supply Type 5.1



Length: 300 mm  
Width: 750 mm  
Height: 70 mm  
Weight: 7.0 kg

Length: 1000 mm  
Width: 750 mm  
Height: 70 mm  
Weight: 32.6 kg

Channels:  
5x 50 x 50 mm

### Advantages ...


- hardness: 93° Shore A
- tensile strength: 45N/mm<sup>2</sup>/DIN 53504 and breaking strain of 600%/DIN 53504
- tear resistance: 80N/mm/DIN 53515
- impact resilience: 40–45%/DIN 53512
- abrasion loss: ca. 40 mm<sup>3</sup>/DIN 53516
- dielectric oils: e.g., for metal-manufacturing and metal-processing industries
- color: yellow-black
- practical size

### ... and Practical Benefits:

- load capacity of 30 tons if distributed evenly, that is, 60 kp/cm<sup>2</sup>
- next to no chance of the cable bridge breaking, even under enormous strain; high flexibility
- high mechanical load-bearing capacity, even after cut damage to the bridge
- very severe blows are absorbed by the material
- long service life, even when subjected to extreme mechanical strain
- after 10 days at +80°C no significant changes in mechanical qualities were apparent; no swelling of the material (text carried out on the BP-180 Dielectric model)
- hazard identification
- light and easy handling



## Type 5.0



### Order and Safety within Minutes

Thanks to relatively a low weight and convenient dimensions, the Type 5.0 cable bridges allow you to simply ensure mobile energy supply at professional standards within a very short time.

- diverse range of application areas
- very quick and simple assembly
- tripping hazards are mitigated

### Technical Data:

- 5 passage channels  
(4x 30 x 30 mm + 1x 40 x 30 mm)
- material: hot-cast polyurethane, subsequently annealed, temperature-resistant up to 80°C
- non-slip surfaces with corrugated structure
- body color: traffic yellow; cover color: black
- surface resistance: 1012 ohm (109 antistatic)
- dielectric strength: 15 kV/mm

Description	Dimensions (L x W x H)	Weight	Gradient Angle	Order No.
Bridge piece 5.0	900 x 510 x 50 mm	15.0 kg	ca. 15°	<b>5.0</b>
End piece 5.0	175 x 510 x 50 mm	2.6 kg	ca. 15°	<b>5.0 E</b>
Bridge piece 5.0 antistatic	900 x 510 x 50 mm	15.0 kg	ca. 15°	<b>5.0 X</b>
End piece 5.0 antistatic	175 x 510 x 50 mm	2.6 kg	ca. 15°	<b>5.0 E X</b>

### Small on the outside, big on the inside

The 30 x 30 mm channels are for instance suitable for accommodating our INDUSTRIEFLEX®07 cables up to a size of 5 x 16 mm<sup>2</sup>.

**ELSPRO cable bridges** implement systems engineering to address a variety of application areas. It strives for simple assembly in a short amount of time, for example when securing cables laid across roads.




– other models on request / subject to modification and errors –


## ELSPRO Cable Bridges for Temporary Mobile Energy Supply Type 5.1



Length: 175 mm  
Width: 510 mm  
Height: 50 mm  
Weight: 2.6 kg



Length: 900 mm  
Width: 510 mm  
Height: 50 mm  
Weight: 15.0 kg



Channels:  
4x 30 x 30 mm  
1x 40 x 30 mm

### Advantages ...

- hardness: 93° Shore A
- tensile strength: 45N/mm<sup>2</sup>/DIN 53504 and breaking strain of 600%/DIN 53504
- tear resistance: 80N/mm/DIN 53515
- impact resilience: 40–45%/DIN 53512
- abrasion loss: ca. 40 mm<sup>3</sup>/DIN 53516
- dielectric oils: e.g., for metal-manufacturing and metal-processing industries
- color: yellow-black
- practical size

### ... and Practical Benefits:

- load capacity of 30 tons if distributed evenly, that is, 60 kp/cm<sup>3</sup>
- next to no chance of the cable bridge breaking, even under enormous strain; high flexibility
- high mechanical load-bearing capacity, even after cut damage to the bridge
- very severe blows are absorbed by the material
- long service life, even when subjected to extreme mechanical strain
- after 10 days at +80°C no significant changes in mechanical qualities were apparent; no swelling of the material (text carried out on the BP-180 Dielectric model)
- hazard identification
- light and easy handling