

The ELSPRO **ExMP81R** explosion-proof battery-powered work light has been specially developed for use in potentially explosive areas and, thanks to its sophisticated design, offers a reliable and immediately ready-to-use lighting solution.

Within seconds, the light head can be extended to a height of up to 2.15 m using the integrated 5-piece aluminium telescopic pole.

With four lighting modes up to 5,500 lumens, one-touch switching and a swivelling and tilting lamp head, the lighting can be individually adjusted to the requirements on site.

FEATURES AND PROPERTIES:

- explosion-proof:
 - II 2 G Ex eb ib mb IIC T4 Gb
 - II 2 D Ex tb IIIC T130°C Db
 - Gas Zone 1, 2
 - Dust Zone 21, 22
- robust, antistatic housing made of corrosion-resistant and lightweight nylon with non-slip silicone rubber base
- Protection class IP 67 - dust and waterproof
- four different light modes: flood, spot, combined, economy mode (light colour 6,500 K)
- fold-out feet with a snap-in mechanism ensure that the lamp stands securely
- Ambient temperature: -20°C to 55°C
- The lamp head can be adjusted vertically by 115° (Fig. 1) and horizontally by 300° (Fig. 2) to the desired lighting angle
- 4-stage battery status indicator (25% each) and low battery capacity warning (Fig. 3)
- Multifunction switch made of robust, wear-resistant and chemical-resistant high-performance nylon (Fig. 4)
- The large switch makes it easier to switch between light modes, even when wearing gloves.
- built-in chemical-resistant and fatigue-free spiral cable
- integrated protection against overcharging, discharging, overheating, short circuit
- Battery life: 500 full charge cycles, LED life: 100,000 hours
- low self-discharge rate of the battery
- Delivery includes 230 V AC charging unit and practical, removable shoulder strap



SPECIFICATIONS:

Type	Light source	Luminous flux	Duration of light*	Battery	Charging time	Colour	Dimensions in cm	Weight including battery	Order no.
MULTI POWER	12 high-power LEDs	5,500 lm 2,500 lm 1,500 lm	6.0 hours 10.0 hours 18.0 hours	Lithium-ion 43.2 V DC 5,000 mAh	< 7.0 h	black	H = 63.0 W = 16.0 D= 28.0	9.8 kg	AAL081

* maximum burn time per battery charge; maximum burn time and light output vary depending on mode



Fig 1



Fig 2



Fig 3



Fig 4



Mobile luminosity that sets standards:
From a distance of 40 metres to the 20-metre-high dam wall, the MULTI POWER impressively demonstrates its light output of 5,500 lumens. The focused spot beam is clearly visible at the centre of the wall. Meanwhile, the wide light cone evenly illuminates the entire surface of the dam and the surrounding area. A person shown in the image serves as a reference, clearly illustrating the enormous illumination area and intensity of this portable rechargeable explosion-proof work light.

LIGHT MODES:



Floodlight
2,500 lm
10 hours
132° flood



Spotlight
2,500 lm
10 hours
27° focus

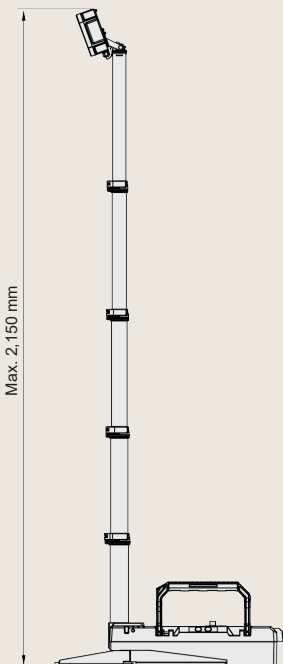
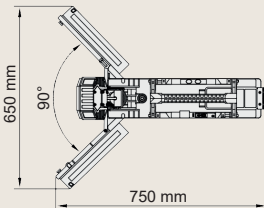
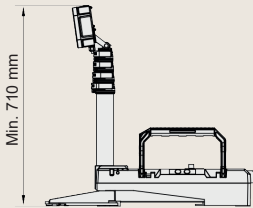
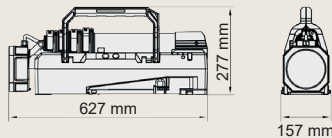


combined high
5,500 lm
6 hours
27° focus
132° flood



combined economy mode
1,500 lm
18 hours
27° Focus
132° flood

DIMENSIONS:



COMPONENTS AND ACCESSORIES:	Order no.
Charging unit for MULTI POWER Input voltage 100-230 V AC / Output voltage 24 V DC	MP001
Shoulder strap	MP002
Charging cable for car plug / cigarette lighter 12 / 24 V DC	MP003